


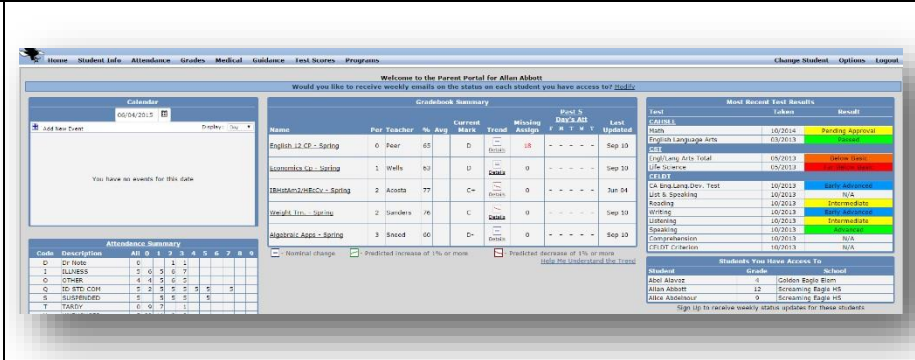


Quick Guide for Grades in Parent Portal - Secondary

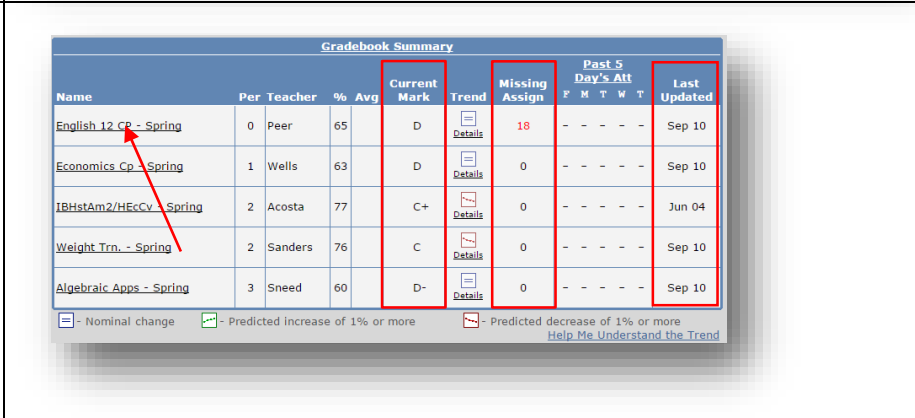
Step 1: Login to Parent Portal at myiusd.org. If you need student information to create the account, you can contact the front office of the child's school.



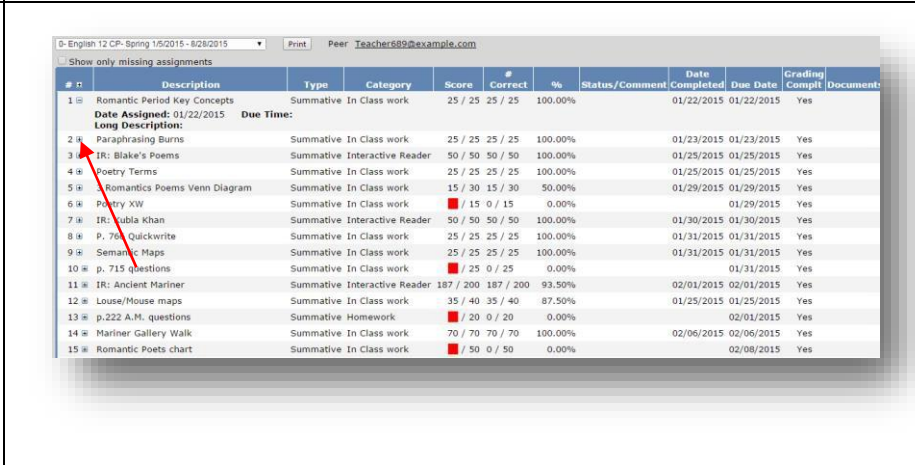
Step 2: Your home screen is a dashboard of student Attendance Summary, Gradebook Summary, and Test Results. Click the Home button in the upper left to return to this view at any time.



Step 3: From the Gradebook Summary in the middle, you can click on any gradebook listed to view individual assignments. From this main view, you can quickly see current marks, missing assignments, and when it was last updated by the teacher, for each gradebook.

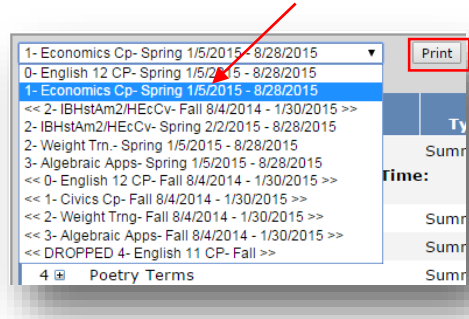


Step 3: For example, if you select English 12 CP-Spring, it will show you the assignments with scores, percentages, comments, completion and due dates and if grading is completed by the teacher. Expand the assignment to see more info by clicking on the [+] next to the assignment title.





Step 4: To view another gradebook from this window, use the dropdown menu at the top to select. Notice, you can also print the gradebook details from here if you'd like. The gradebooks with << >> around them are past terms.



Step 5: Gradebooks will be made unavailable during Report Card time, but once released, Report Cards can be found under the Grades menu bar at the top.

Step 6: Once in the report card, you will see comments across the top, and grades below. You can also print the report card from the button on the top left.

